

FONTAINE 
SMARTCONNECT[®]

World's first **SMART** fifth wheel



FONTAINE[®]
FIFTH WHEEL



FONTAINE SMARTCONNECT®


Less guessing. More uptime.

Indicator light?

Yes, and so much more!


Introducing Fontaine SmartConnect®, a ground-breaking innovation in fifth wheel technology. With advanced sensors and a sophisticated controller, SmartConnect® monitors the fifth wheel lock position at every coupling event. By collecting and processing the data, it can anticipate maintenance requirements before issues arise. Addressing issues promptly prevents minor problems from escalating into expensive repairs and extends fifth wheel lifespan.

Explore www.fifthwheel.com or simply scan the QR code to discover how Fontaine fifth wheels equipped with SmartConnect® technology can enhance your fleet's operational efficiency and lower maintenance expenses.



Smart technology increases uptime and reduces maintenance costs

- Monitors fifth wheel lock position over time and processes collected data
- Anticipates maintenance and proactively alerts for servicing or inspection
- Helps prevent premature wear, reduces early rebuilds, and enhances fleet uptime by aligning maintenance with indications



Bolsters safety procedures to help prevent false coupling

- A green light informs the driver that the fifth wheel is securely locked
- If the light flashes before turning solid green, it signals that an adjustment or repair is needed at the next service interval
- A red light signals an unlocked state, alerting the driver that an additional visual inspection and recoupling procedure will need to be conducted
- SmartConnect® is not a substitute for the DOT-required visual inspection and tug test



Data-driven repair intervals keep you on the road longer

- Numerous factors impact fifth wheel maintenance making it difficult for fleet managers to predict maintenance intervals:
 - How heavy are your loads?
 - Are the roads you travel well maintained?
 - Do you switch from trailer to trailer often?
- SmartConnect® assists in overcoming these variables by detecting and informing when adjustments are necessary
- Assists in reducing guesswork to ensure fifth wheels are brought in for maintenance as needed



24/7 brain power keeps you informed with every connection

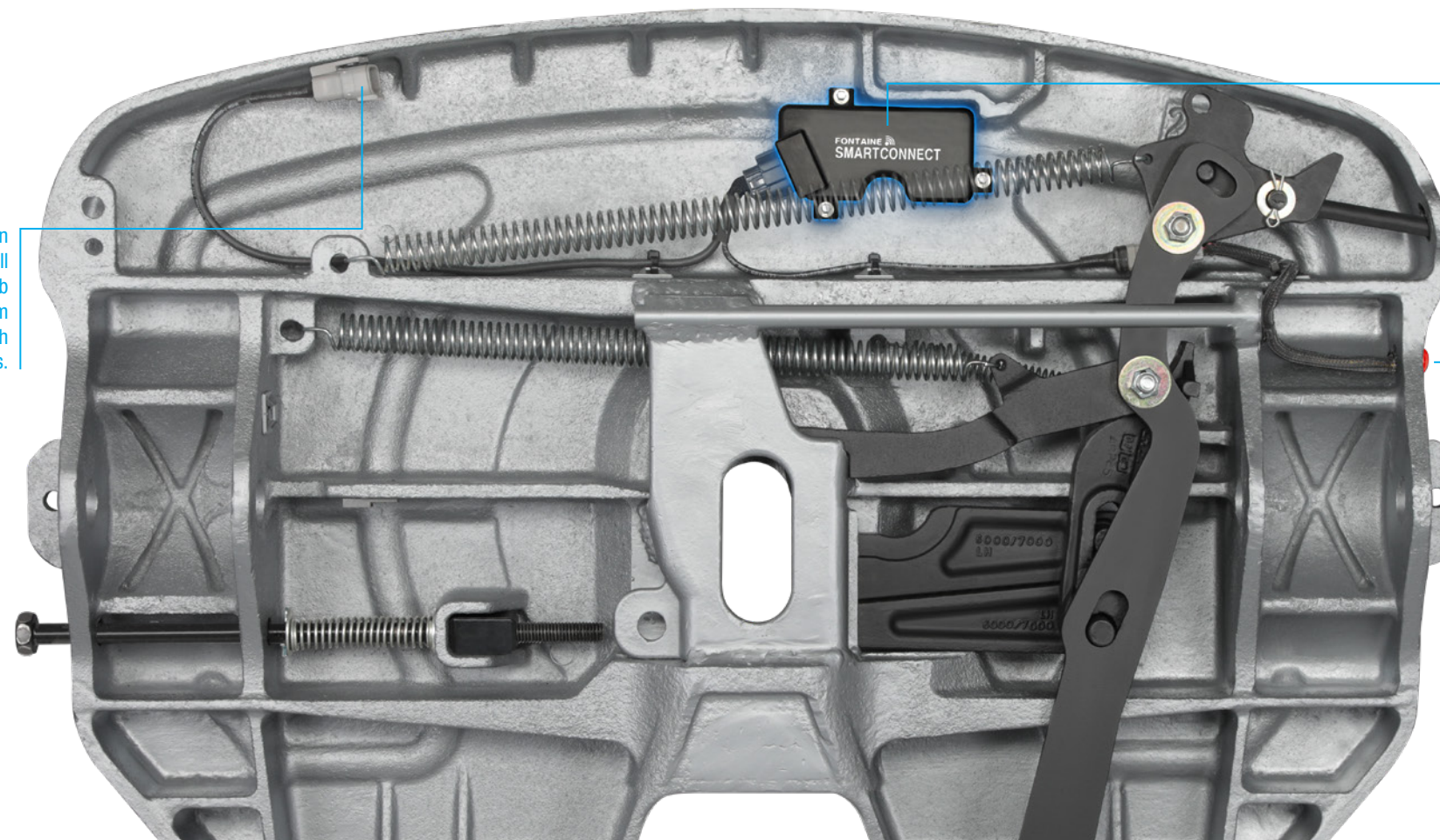
- SmartConnect® is CAN bus capable right out of the box using high level SAE J1939 communications protocol
- When integrated with the Truck OEM's CAN and telematics systems, SmartConnect® will seamlessly transmit crucial fifth wheel data to fleet managers, including:
 - lock status
 - hours of use
 - number of couples
 - maintenance alerts



Upgrade to SmartConnect® coupled with Fontaine No-Slack®

- SmartConnect® technology combined with Fontaine No-Slack® fifth wheels creates a powerful synergy
- SmartConnect® enhances safety procedures and increases uptime
- Fontaine No-Slack® fifth wheels eliminate fifth wheel slack automatically, saving time and ensuring precise couplings
- Invest in this winning combination to boost fleet performance and profitability

Hardwire connection makes it easy to install an optional in-cab indicator light to inform the driver of the fifth wheel status.



The SmartConnect® controller features hardwire connections for future fleet management communication and software enhancements.

The LED indicator light on the side of the fifth wheel glows red when the lock is unlocked and green when the lock is locked. If the light flashes before turning green, it signals that an adjustment or repair is needed at the next service interval.



Less guessing. More uptime.

6000 Series SmartConnect® Assemblies

Includes top plate and mounting bracket (Optional Air Release)

50,000 lbs. vertical load
Up to 95,000 lbs. GCW

STANDARD DUTY MODELS

LWB
Slide Mount

Assembly Part Number*	Height	Slide	Weight Lbs.
SC6LWB675012	6 3/4"	12"	402
SC6LWB725012	7 1/4"	12"	405
SC6LWB825012	8 1/4"	12"	410
SC6LWB675024	6 3/4"	24"	422
SC6LWB725024	7 1/4"	24"	425
SC6LWB825024	8 1/4"	24"	430

PML
Stationary Mount

Assembly Part Number*	Height	Weight Lbs.
SC6PML6250	6 1/4"	279
SC6PML7250	7 1/4"	286
SC6PML8250	8 1/4"	294

NWB
Light Weight Slide

Assembly Part Number*	Height	Slide	Weight Lbs.
SC6NWB675012	6 3/4"	12"	372
SC6NWB775012	7 3/4"	12"	378
SC6NWB875012	8 3/4"	12"	383
SC6NWB675024	6 3/4"	24"	393
SC6NWB775024	7 3/4"	24"	399
SC6NWB875024	8 3/4"	24"	404

*All SmartConnect® fifth wheels available with air actuated option



*Cab release air actuated models available on all models. Change first two letters SC to AC and add 5 lbs.

7000 Series Assemblies

Includes top plate and mounting bracket (Optional Air Actuated)

55,000 lbs. vertical load
Up to 115,000 lbs. GCW

MODERATE DUTY MODELS

LWB Slide

Assembly Part Number*	Height	Slide	Weight Lbs.
SC7LWB675012	6 3/4"	12"	438
SC7LWB725012	7 1/4"	12"	441
SC7LWB825012	8 1/4"	12"	446
SC7LWB675024	6 3/4"	24"	458
SC7LWB725024	7 1/4"	24"	461
SC7LWB825024	8 1/4"	24"	466

PML Stationary Mount

Assembly Part Number*	Height	Weight Lbs.
SC7PML6250	6 1/4"	315
SC7PML7250	7 1/4"	322
SC7PML8250	8 1/4"	330

7000CC Clean Connect series Assemblies

Includes top plate and mounting bracket (Optional Air Actuated)

55,000 lbs. vertical load
Up to 115,000 lbs. GCW

LWB Slide

Assembly Part Number*	Height	Slide	Weight Lbs.
SCCLWB675012	6 3/4"	12"	441
SCCLWB725012	7 1/4"	12"	444
SCCLWB825012	8 1/4"	12"	449
SCCLWB675024	6 3/4"	24"	461
SCCLWB725024	7 1/4"	24"	464
SCCLWB825024	8 1/4"	24"	469

PML Stationary Mount

Assembly Part Number*	Height	Weight Lbs.
SCCPML6250	6 1/4"	318
SCCPML7250	7 1/4"	325
SCCPML8250	8 1/4"	333

*Cab release air actuated models available on all models. Change first two letters SC to AC and add 5 lbs.

6000 Series Top Plates

50,000 lbs. vertical load
Up to 95,000 lbs. GCW

STANDARD DUTY MODELS

Plate Part Number	Description	Weight Lbs.
SCTPL6000	Left Handle Release	220
ACTPL6000	Air Cab Release	225

7000 Series Top Plates

55,000 lbs. vertical load
Up to 140,000 lbs. GCW

MODERATE DUTY MODELS

Plate Part Number	Description	Weight Lbs.
SCTPL7000	Left Handle Release	245
ACTPL7000	Air Cab Release	250

7000CC Clean Connect Series Top Plates

55,000 lbs. vertical load
Up to 140,000 lbs. GCW

Plate Part Number	Description	Weight Lbs.
SCTPL7000CC	Left Handle Release	248
ACTPL7000CC	Air Cab Release	253

SmartConnect® Repair Kits

12V power harness kit



KIT-SC-PWR

SmartConnect 12V electronic control unit



KIT-SC-BOX

Main harness



KIT-SC-HAR

LED light and harness



KIT-SC-LED

Secondary lock with magnet installed



KIT-SC-LAT

12V coiled power cable kit for sliders



KIT-SC-COIL

IMPORTANT – Read and follow all product instructions before installation, use, and performing maintenance. Instructions available at www.fifthwheel.com.



www.fifthwheel.com

800-874-9780 • Email: parts@fifthwheel.com

A Marmon | Berkshire Hathaway Company

Get the app @ [FifthWheel.com/app](https://www.fifthwheel.com/app)

FontaineFifthWheel

fontaine-fifth-wheel

